

Unit 1 - Lesson 2 Teaching Tool

Count back from 89,159
in tens

HTh	TTh	Th	H	T	U

Starter

Here are some place value columns.

How many counters would you need in each column to have the same value as the counter shown?

Initial Problem

Here are some place value columns.

Thousands	Hundreds	Tens	Ones

How many counters would you need in each column to have the same value as the counter shown?

Initial Problem

hundreds	tens	ones	tenths	hundredths	thousandths

Guided Learning 1

hundreds	tens	ones	tenths	hundredths	thousandths

Guided Learning 1

hundreds	tens	ones	tenths	hundredths	thousandths

Guided Learning 1

Unit 1 - Lesson 2 Teaching Tool

hundreds	tens	ones	• tenths	hundredths	thousandths
			•		
			•		

Guided Learning 1

hundreds	tens	ones	• tenths	hundredths	thousandths
			•		
		3	2	1	6 4

Guided Learning 1

hundreds	tens	ones	• tenths	hundredths	thousandths
			•		
	5	0	4	0	3

Guided Learning 1

hundreds	tens	ones	• tenths	hundredths	thousandths
			•		
			•		

Guided Learning 1

--

Guided Learning Task 1

hundreds	tens	ones	• tenths	hundredths	thousandths
		8	2	9	6
<p>What are the parts that combine to make this number?</p>					

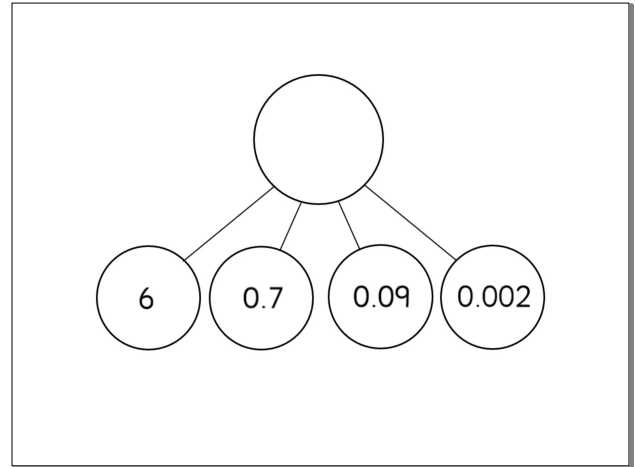
Guided Learning 2

Unit 1 - Lesson 2 Teaching Tool

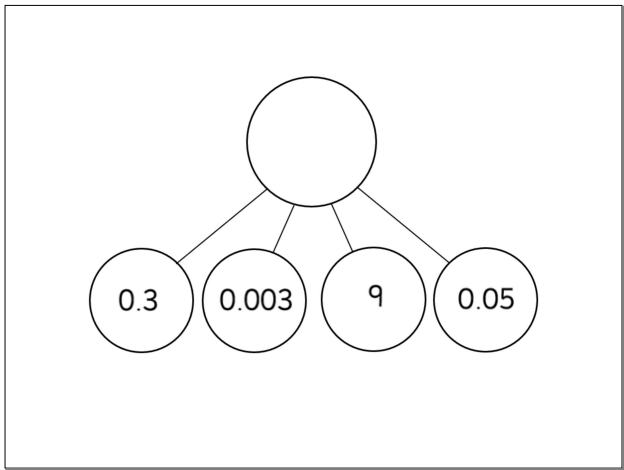
What number would be made by combining these parts?
Show it on your table using your resources.

0.004 0.3 20
0.01 8

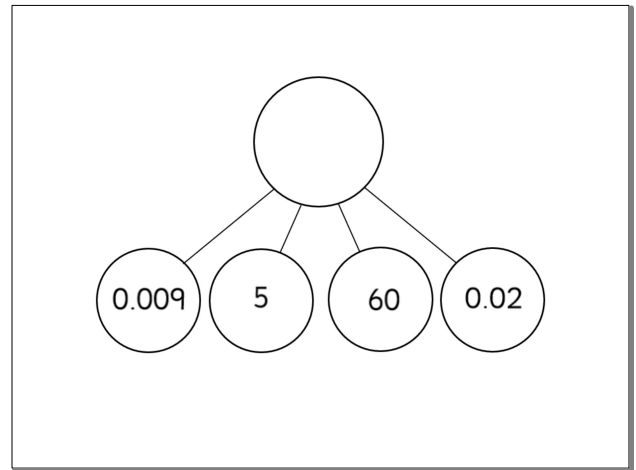
Guided Learning 2



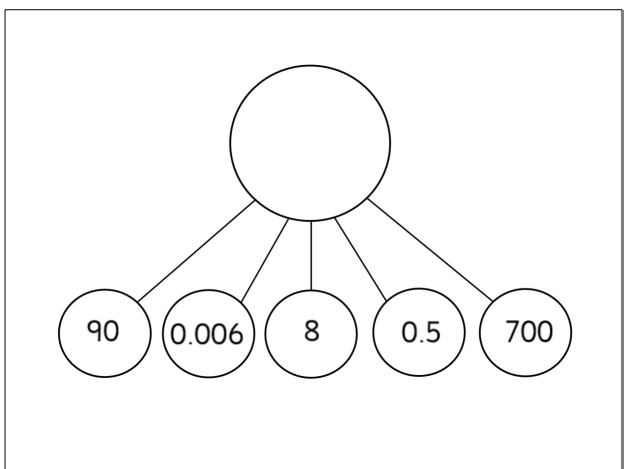
Guided Learning 2




Guided Learning 2



Guided Learning 2



Guided Learning 2



Guided Learning Task 2

Unit 1 - Lesson 2 Teaching Tool



Independent Learning Tasks

j) Complete the part-whole diagrams.

k) Express 4 in four different ways using numeral / decimal notation.

Independent Learning Tasks

Draw more counters to represent the numbers shown.

	ones	tenths	hundredths	thousandths
3.426	3 green counters	4 green counters	2 green counters	6 green counters
7.365	7 orange counters	3 orange counters	6 orange counters	5 orange counters

Deeper Learning Tasks

